

75m · Mixed Youth · U11 · Final · Group A (of 3)

07/07/2024, 11:10 · Wind: +1.7

| Place | Lane | Athlete | Club/School | Bib | React. | Result |
|-------|------|-------------------------------------|----------------------|-----|--------|----------|
| 1 | 1 | Holly Barraclough (2014) GBR | Erme Valley Harriers | 162 | | 13.25 PB |
| 2 | 5 | Isabelle Joynes (2014) GBR | Erme Valley Harriers | 255 | | 13.61 PB |
| 3 | 7 | Flora Hoskins (2014) GBR | Newton Abbot AC | 252 | | 13.63 PB |
| 4 | 3 | Millie Barrett (2015) GBR | Erme Valley Harriers | 209 | | 14.87 PB |
| 5 | 4 | Florence Griffiths-Jones (2015) GBR | North Devon AC | 241 | | 15.31 PB |
| | 2 | Bella Butler (2013) ENG | North Devon AC | 216 | | DNS |
| | 6 | Harriet Grace Woodman-Hardy (20... | City of Plymouth AC | 396 | | DNS |

75m · Mixed Youth · U11 · Final · Group B (of 3)

07/07/2024, 11:13 · Wind: +3.0

| Place | Lane | Athlete | Club/School | Bib | React. | Result |
|-------|------|---------------------------------|-----------------|-----|--------|--------|
| 1 | 2 | Cecily Dean (2014) GBR | Taunton AC | 225 | | 12.74 |
| 2 | 3 | Lily Doris Mortimore (2014) ENG | Newton Abbot AC | 194 | | 12.92 |
| 3 | 4 | Bella Thomas (2015) GBR | North Devon AC | 155 | | 13.54 |
| | 1 | Ava Green (2014) ENG | South Devon AC | 237 | | DNS |
| | 5 | Theo Green (2016) ENG | South Devon AC | 240 | | DNS |

75m · Mixed Youth · U11 · Final · Group C (of 3)

07/07/2024, 11:16 · Wind: +1.7

| Place | Lane | Athlete | Club/School | Bib | React. | Result |
|-------|------|------------------------------------|---------------------|-----|--------|----------|
| 1 | 2 | Fynn Perry (2013) GBR | South Devon AC | 281 | | 11.58 PB |
| 2 | 7 | Henry Lawrence Stevens (2014) G... | Bideford AAC | 297 | | 11.94 PB |
| 3 | 4 | Oscar Addyman (2013) GBR | Exeter Harriers | 202 | | 12.00 PB |
| 4 | 8 | Harry Frickleton (2014) GBR | | 156 | | 12.39 PB |
| 5 | 3 | Dante Nusser (2014) GBR | | 274 | | 12.51 PB |
| 6 | 5 | Harrison Dorman (2014) GBR | North Devon AC | 226 | | 12.56 PB |
| | 1 | Alfie Forster (2014) GBR | City of Plymouth AC | 233 | | DNS |
| | 6 | Ellis Maxwell (2014) GBR | City of Plymouth AC | 268 | | DNS |

100m · Mixed Youth · U13 · Final · Group A (of 3)

07/07/2024, 11:25 · Wind: +2.1

| Place | Lane | Athlete | Club/School | Bib | React. | Result |
|-------|------|----------------------------------|----------------------|-----|--------|--------|
| 1 | 6 | Holly Adams (2011) GBR | North Devon AC | 201 | | 14.25 |
| 2 | 1 | Mitsy Thea Keen (2012) GBR | | 257 | | 14.47 |
| 3 | 7 | Ivy Hleza (2012) GBR | North Devon AC | 187 | | 14.60 |
| 4 | 3 | Hattie Mackintosh (2012) ENG | North Devon AC | 264 | | 14.81 |
| 5 | 2 | Ellie Duncan (2013) GBR | North Devon AC | 227 | | 16.29 |
| 6 | 5 | Naiya Remnant (2013) ENG | North Devon AC | 288 | | 17.19 |
| | 4 | Leonora Monica Noonan (2012) GBR | South Devon AC | 273 | | DNS |
| | 8 | Rosie Barrachough (2011) GBR | Erme Valley Harriers | 161 | | DNS |

100m · Mixed Youth · U13 · Final · Group B (of 3)

07/07/2024, 11:28 · Wind: +1.6

| Place | Lane | Athlete | Club/School | Bib | React. | Result |
|-------|------|----------------------------------|-----------------|-----|--------|----------|
| 1 | 6 | Percy Friend (2013) GBR | | 192 | | 14.24 PB |
| 2 | 3 | Luca Jai Shillabeer (2011) GBR | Newton Abbot AC | 290 | | 14.80 PB |
| 3 | 4 | Winter Oscar Smith (2012) GBR | North Devon AC | 294 | | 15.06 PB |
| 4 | 1 | Leon Latimer (2012) GBR | North Devon AC | 262 | | 15.29 PB |
| 5 | 2 | Arthur Alfred Stevens (2012) GBR | Bideford AAC | 296 | | 15.31 PB |
| 6 | 5 | Barnaby Batchelor (2013) GBR | North Devon AC | 178 | | 16.01 PB |

100m · Mixed Youth · U13 · Final · Group C (of 3)

07/07/2024, 11:31 · Wind: +2.6

| Place | Lane | Athlete | Club/School | Bib | React. | Result |
|-------|------|-----------------------------------|----------------------|-----|--------|--------|
| 1 | 4 | Perrin Magee (2011) GBR | North Devon AC | 265 | | 13.33 |
| 2 | 3 | Harrison McConnell (2012) ENG | Exeter Harriers | 269 | | 13.71 |
| 3 | 5 | Hugo Keir (2012) GBR | Exeter Harriers | 259 | | 14.25 |
| | 1 | Elliott Barrett (2011) GBR | Erme Valley Harriers | 208 | | DNS |
| | 2 | Finley Oluwatobi Eales (2011) ENG | City of Plymouth AC | 232 | | DNS |
| | 6 | Topias Timothy Henry (2012) GBR | Newton Abbot AC | 248 | | DNS |

100m · Mixed Youth · U15 · Final · Group A (of 2)

07/07/2024, 11:35 · Wind: +2.6

| Place | Lane | Athlete | Club/School | Bib | React. | Result |
|-------|------|-----------------------|----------------|-----|--------|--------|
| 1 | 4 | Isla Perry (2011) GBR | South Devon AC | 282 | | 12.79 |

| | | | | | | |
|---|---|--|-----------------|-----|--|--------------|
| 2 | 3 |  Anna Mae Wright (2010) GBR | Taunton AC | 399 | | 12.97 |
| 3 | 5 |  Amelie Barfield (2010) ENG | North Devon AC | 207 | | 13.38 |
| 4 | 2 |  Zoe Ann Capel (2010) GBR | Exeter Harriers | 218 | | 13.69 |
| 5 | 1 |  Lucy Duncan (2011) GBR | North Devon AC | 229 | | 14.45 |
| 6 | 6 |  Sophie Anna Casavieille Lacaze (2011) FRA | | 261 | | 14.53 |

100m · Mixed Youth · U15 · Final · Group B (of 2)

07/07/2024, 11:38 · Wind: +0.5

| Place | Lane | Athlete | Club/School | Bib | React. | Result |
|-------|------|--|-----------------|-----|--------|-----------------|
| 1 | 2 |  Quentin Sturley (2011) GBR | North Devon AC | 299 | | 12.74 PB |
| 2 | 4 |  Sam Foster (2010) GBR | Exeter Harriers | 235 | | 12.98 |
| 3 | 3 |  Jenson Christopher Green (2011) GBR | North Devon AC | 238 | | 14.90 SB |
| | 1 |  Dylan Thomas (2011) GBR | North Devon AC | 335 | | DNS |





& U17, U20 Men 100m · Mixed · Senior · Final

07/07/2024, 11:55 · Wind: +1.9

| Place | Lane | Athlete | Club/School | Bib | React. | Result |
|-------|------|--|----------------------|-----|--------|-----------------|
| 1 | 5 |  Kit Oliver-Stevens (2002) GBR | Exeter Harriers | 276 | | 11.43 |
| 2 | 4 |  Jack Wood (2006) GBR | Exeter Harriers | 393 | | 12.02 |
| 3 | 2 |  Josh Duncan (2008) GBR | North Devon AC | 228 | | 12.05 PB |
| 4 | 3 |  Dewi Morgan (2001) GBR | North Devon AC | 168 | | 12.13 PB |
| 5 | 1 |  Ellis Hemsley-Whorne (2009) GBR | Erme Valley Harriers | 245 | | 12.81 PB |
| 6 | 6 |  Paul Hindle (1981) GBR | Newton Abbot AC | 251 | | 17.32 |





& U17W 100m · Mixed · U20 · Final

07/07/2024, 11:45 · Wind: +1.8

| Place | Lane | Athlete | Club/School | Bib | React. | Result |
|-------|------|--|---------------------|-----|--------|-----------------|
| 1 | 4 |  Tara Green (2007) GBR | City of Plymouth AC | 239 | | 12.82 PB |
| 2 | 3 |  Bea Oliver-Stevens (2004) GBR | Exeter Harriers | 275 | | 13.44 SB |
| 3 | 5 |  Amelie Clarke (2006) GBR | North Devon AC | 219 | | 13.69 |
| 4 | 2 |  Millie Westwood (2008) ENG | City of Plymouth AC | 180 | | 13.72 PB |

150m · Mixed Youth · U11 · Final · Group A (of 3)

07/07/2024, 15:20 · Wind: +2.7

| Place | Lane | Athlete | Club/School | Bib | React. | Result |
|-------|------|---|---------------------|-----|--------|--------------|
| 1 | 6 |  Edie May Bater (2014) GBR | North Devon AC | 210 | | 25.68 |
| 2 | 4 |  Cecily Dean (2014) GBR | Taunton AC | 225 | | 26.72 |
| 3 | 1 |  Lexie Tedstone (2014) GBR | South Devon AC | 300 | | 27.85 |
| 4 | 5 |  Ava Green (2014) ENG | South Devon AC | 237 | | 29.32 |
| | 2 |  Bella Butler (2013) ENG | North Devon AC | 216 | | DNS |
| | 3 |  Harriet Grace Woodman-Hardy (2013) GBR | City of Plymouth AC | 396 | | DNS |







150m · Mixed Youth · U11 · Final · Group B (of 3)

07/07/2024, 15:23 · Wind: +2.5

| Place | Lane | Athlete | Club/School | Bib | React. | Result |
|-------|------|--|---------------------|-----|--------|--------------|
| 1 | 4 |  Henry Lawrence Stevens (2014) GBR | Bideford AAC | 297 | | 23.37 |
| 2 | 5 |  Oscar Addyman (2013) GBR | Exeter Harriers | 202 | | 24.18 |
| 3 | 1 |  Dante Nusser (2014) GBR | | 274 | | 25.98 |
| 4 | 3 |  Theo Green (2016) ENG | South Devon AC | 240 | | 29.89 |
| | 2 |  Ellis Maxwell (2014) GBR | City of Plymouth AC | 268 | | DNS |

200m · Mixed Youth · U13 · Final · Group A (of 3)

07/07/2024, 15:30 · Wind: +3.9

| Place | Lane | Athlete | Club/School | Bib | React. | Result |
|-------|------|---|----------------|-----|--------|--------------|
| 1 | 4 |  Holly Adams (2011) GBR | North Devon AC | 201 | | 29.15 |
| 2 | 6 |  Carys Eilieh Woodhead (2011) ENG | Bideford AAC | 394 | | 29.23 |
| 3 | 5 |  Ella Delin (2012) GBR | Team Bath AC | 188 | | 30.23 |
| 4 | 1 |  Mitsy Thea Keen (2012) GBR | | 257 | | 30.59 |
| 5 | 3 |  Hattie Mackintosh (2012) ENG | North Devon AC | 264 | | 31.41 |
| 6 | 2 |  Poppy Coopersmith (2012) GBR | | 222 | | 32.03 |

200m · Mixed Youth · U13 · Final · Group C (of 3)

07/07/2024, 15:36 · Wind: +3.1

| Place | Lane | Athlete | Club/School | Bib | React. | Result |
|-------|------|--|-----------------|-----|--------|--------------|
| 1 | 2 |  Harrison McConnell (2012) ENG | Exeter Harriers | 269 | | 28.46 |
| 2 | 6 |  Percy Friend (2013) GBR | | 192 | | 29.12 |
| 3 | 3 |  Henry Gardiner (2011) GBR | South Devon AC | 236 | | 29.18 |
| 4 | 4 |  Hugo Keir (2012) GBR | Exeter Harriers | 259 | | 29.89 |

| | | | | | |
|---|---|--|----------------|-----|--------------|
| 5 | 5 | <input type="checkbox"/> Kush Bailey (2013) GBR | North Devon AC | 206 | 35.83 |
| 6 | 1 | <input type="checkbox"/> Joshua Max Jaye (2012) GBR | North Devon AC | 253 | 38.19 |

200m · Mixed Youth · U15 · Final · Group A (of 2)

07/07/2024, 15:40 · Wind: +2.8

| Place | Lane | Athlete | Club/School | Bib | React. | Result |
|-------|------|---|-----------------|-----|--------|--------------|
| 1 | 3 | <input type="checkbox"/> Isla Perry (2011) GBR | South Devon AC | 282 | | 26.45 |
| 2 | 5 | <input type="checkbox"/> Freya Wickens (2011) GBR | North Devon AC | 392 | | 29.50 |
| | 1 | <input type="checkbox"/> Zoe Ann Capel (2010) GBR | Exeter Harriers | 218 | | DNS |
| | 2 | <input type="checkbox"/> Alice Stanbury (2010) GBR | North Devon AC | 295 | | DNS |
| | 4 | <input type="checkbox"/> Lucy Duncan (2011) GBR | North Devon AC | 229 | | DNS |

200m · Mixed Youth · U15 · Final · Group B (of 2)

07/07/2024, 15:45 · Wind: +3.3

| Place | Lane | Athlete | Club/School | Bib | React. | Result |
|-------|------|---|----------------|-----|--------|--------------|
| 1 | 2 | <input type="checkbox"/> Dylan Thomas (2011) GBR | North Devon AC | 335 | | 26.78 |
| 2 | 3 | <input type="checkbox"/> Archie Guthrie Pittman (2010) GBR | North Devon AC | 286 | | 27.51 |

& U17, U20 200m · Mixed · Senior · Final · Group A (of 2)

07/07/2024, 15:50 · Wind: +1.6

| Place | Lane | Athlete | Club/School | Bib | React. | Result |
|-------|------|---|------------------------|-----|--------|-----------------|
| 1 | 4 | <input type="checkbox"/> Kit Oliver-Stevens (2002) GBR | Exeter Harriers | 276 | | 22.94 |
| 2 | 6 | <input type="checkbox"/> Josh Duncan (2008) GBR | North Devon AC | 228 | | 24.51 PB |
| 3 | 3 | <input type="checkbox"/> Richard Scott (1973) GBR | South West Veterans AC | 289 | | 24.59 SB |
| 4 | 5 | <input type="checkbox"/> Dewi Morgan (2001) GBR | North Devon AC | 168 | | 24.91 PB |
| | 2 | <input type="checkbox"/> Paul Hindle (1981) GBR | Newton Abbot AC | 251 | | DNS |

& U17, U20 200m · Mixed · Senior · Final · Group B (of 2)

07/07/2024, 15:53 · Wind: +1.3

| Place | Lane | Athlete | Club/School | Bib | React. | Result |
|-------|------|---|---------------------|-----|--------|--------------|
| 1 | 3 | <input type="checkbox"/> Bea Oliver-Stevens (2004) GBR | Exeter Harriers | 275 | | 27.79 |
| 2 | 2 | <input type="checkbox"/> Amelie Clarke (2006) GBR | North Devon AC | 219 | | 27.99 |
| 3 | 4 | <input type="checkbox"/> Millie Westwood (2008) ENG | City of Plymouth AC | 180 | | 29.75 |

300m · Mixed Youth · U15 · Final · Group A (of 2)

07/07/2024, 14:55

| Place | Lane | Athlete | Club/School | Bib | React. | Result |
|-------|------|--|-----------------|-----|--------|-----------------|
| 1 | 4 | <input type="checkbox"/> Lyra Mae Woollam-Dalling (2009)... | North Devon AC | 398 | | 43.52 PB |
| 2 | 5 | <input type="checkbox"/> Anna Mae Wright (2010) GBR | Taunton AC | 399 | | 43.57 PB |
| 3 | 2 | <input type="checkbox"/> Darcie Alice Benson (2011) GBR | Exeter Harriers | 212 | | 46.63 PB |
| 4 | 3 | <input type="checkbox"/> Freya Wickens (2011) GBR | North Devon AC | 392 | | 47.58 PB |
| 5 | 1 | <input type="checkbox"/> Alice Stanbury (2010) GBR | North Devon AC | 295 | | 48.29 PB |
| | 6 | <input type="checkbox"/> Sophie Anna Casavieille Lacaze (2... | | 261 | | DNS |

300m · Mixed Youth · U15 · Final · Group B (of 2)

07/07/2024, 14:58

| Place | Lane | Athlete | Club/School | Bib | React. | Result |
|-------|------|--|-----------------|-----|--------|-----------------|
| 1 | 3 | <input type="checkbox"/> Sam Foster (2010) GBR | Exeter Harriers | 235 | | 42.10 |
| 2 | 4 | <input type="checkbox"/> Adam Foster (2010) GBR | North Devon AC | 234 | | 42.75 PB |
| 3 | 2 | <input type="checkbox"/> Quentin Sturley (2011) GBR | North Devon AC | 299 | | 43.30 PB |

& U20, Sen Men 400m · Boys · U17 · Final

07/07/2024, 15:15

| Place | Lane | Athlete | Club/School | Bib | React. | Result |
|-------|------|--|----------------------|-----|--------|-------------------|
| 1 | 5 | Dylan Cole (2008) GBR | Somer AC Youth | 220 | | 59.36 PB |
| 2 | 2 | Ellis Hemsley-Whorne (2009) GBR | Erme Valley Harriers | 245 | | 1:00.36 |
| 3 | 3 | Luke Tremayne Hayes (2009) GBR | Erme Valley Harriers | 244 | | 1:02.81 SB |
| | 4 | Kit Oliver-Stevens (2002) GBR | Exeter Harriers | 276 | | DNS |

Senior Women 400m · Mixed · Senior · Final

07/07/2024, 15:10

| Place | Lane | Athlete | Club/School | Bib | React. | Result |
|-------|------|---|------------------|-----|--------|-------------------|
| 1 | 2 | <input type="checkbox"/> Rhiannon Jenkins (1983) GBR | Newport Harriers | 254 | | 1:11.93 PB |
| | 3 | <input type="checkbox"/> Bea Oliver-Stevens (2004) GBR | Exeter Harriers | 275 | | DNS |

600m · Boys · U11 · Final

07/07/2024, 14:40

| Place | Lane | Athlete | Club/School | Bib | React. | Result |
|-------|------|--|---------------------|-----|--------|-------------------|
| 1 | 3 | Henry George Maycock (2014) GBR | North Devon AC | 189 | | 2:04.89 PB |
| 2 | 2 | Dante Nusser (2014) GBR | | 274 | | 2:14.37 PB |
| 3 | 4 | Theo Green (2016) ENG | South Devon AC | 240 | | 2:37.08 PB |
| | 1 | Alfie Forster (2014) GBR | City of Plymouth AC | 233 | | DNS |

600m · Girls · U11 · Final

07/07/2024, 14:40

| Place | Lane | Athlete | Club/School | Bib | React. | Result |
|-------|------|---------|-------------|-----|--------|--------|
|-------|------|---------|-------------|-----|--------|--------|

| | | | | | |
|---|----|--|-----------------|-----|-------------------|
| 1 | 5 | Edie May Bater (2014) GBR | North Devon AC | 210 | 2:07.24 |
| 2 | 9 | Cecily Dean (2014) GBR | Taunton AC | 225 | 2:22.56 |
| 3 | 10 | Lily Doris Mortimore (2014) ENG | Newton Abbot AC | 194 | 2:29.26 PB |
| 4 | 6 | Flora Hoskins (2014) GBR | Newton Abbot AC | 252 | 2:31.35 PB |
| 5 | 8 | Lexie Tedstone (2014) GBR | South Devon AC | 300 | 2:33.34 |
| 6 | 7 | Ava Green (2014) ENG | South Devon AC | 237 | 2:36.29 PB |

600m · Mixed Youth · U11 · Final

07/07/2024, 14:40

| Place | Lane | Athlete | Club/School | Bib | Result |
|-------|------|---|---------------------|-----|-------------------|
| 1 | 3 | <input type="checkbox"/> Henry George Maycock (2014) GBR | North Devon AC | 189 | 2:04.89 PB |
| 2 | 5 | <input type="checkbox"/> Edie May Bater (2014) GBR | North Devon AC | 210 | 2:07.24 |
| 3 | 2 | <input type="checkbox"/> Dante Nusser (2014) GBR | | 274 | 2:14.37 PB |
| 4 | 9 | <input type="checkbox"/> Cecily Dean (2014) GBR | Taunton AC | 225 | 2:22.56 |
| 5 | 10 | <input type="checkbox"/> Lily Doris Mortimore (2014) ENG | Newton Abbot AC | 194 | 2:29.26 PB |
| 6 | 6 | <input type="checkbox"/> Flora Hoskins (2014) GBR | Newton Abbot AC | 252 | 2:31.35 PB |
| 7 | 8 | <input type="checkbox"/> Lexie Tedstone (2014) GBR | South Devon AC | 300 | 2:33.34 |
| 8 | 7 | <input type="checkbox"/> Ava Green (2014) ENG | South Devon AC | 237 | 2:36.29 PB |
| 9 | 4 | <input type="checkbox"/> Theo Green (2016) ENG | South Devon AC | 240 | 2:37.08 PB |
| | 1 | <input type="checkbox"/> Alfie Forster (2014) GBR | City of Plymouth AC | 233 | DNS |

One Mile · Boys · U13 · Final

07/07/2024, 12:15

| Place | Athlete | Club/School | Bib | Result |
|-------|--|---------------------|-----|-------------------|
| 1 | Henry Gardiner (2011) GBR | South Devon AC | 236 | 5:36.19 PB |
| 2 | Kush Bailey (2013) GBR | North Devon AC | 206 | 5:51.66 PB |
| 3 | Sonny Gilbert (2012) GBR | North Devon AC | 191 | 5:58.96 PB |
| 4 | Barnaby Batchelor (2013) GBR | North Devon AC | 178 | 6:34.19 PB |
| 5 | Thomas Griffiths-Jones (2012) GBR | North Devon AC | 242 | 6:45.93 |
| | George David Harries (2013) GBR | South Devon AC | 243 | DNS |
| | Finley Oluwatobi Eales (2011) ENG | City of Plymouth AC | 232 | DNS |

One Mile · Boys · U15 · Final

07/07/2024, 12:23

| Place | Athlete | Club/School | Bib | Result |
|-------|---|--------------------|-----|-------------------|
| 1 | Thomas Albert Hennessey (2011) GBR | Tavistock AC | 246 | 4:56.10 PB |
| 2 | William Parsons (2010) GBR | Yate & District AC | 280 | 5:27.38 PB |
| 3 | Archie Guthrie Pittman (2010) GBR | North Devon AC | 286 | 6:11.50 |
| | Adam Foster (2010) GBR | North Devon AC | 234 | DNS |
| | Sonny Gilbert (2012) GBR | North Devon AC | 191 | DNS |

One Mile · Girls · U13 · Final

07/07/2024, 12:15

| Place | Athlete | Club/School | Bib | Result |
|-------|---|----------------|-----|-------------------|
| 1 | Carys Eilieh Woodhead (2011) ENG | Bideford AAC | 394 | 5:41.39 PB |
| 2 | Poppy Coopersmith (2012) GBR | | 222 | 6:25.55 PB |
| 3 | Ellie Duncan (2013) GBR | North Devon AC | 227 | 7:09.36 PB |

One Mile · Girls · U15 · Final

07/07/2024, 12:23

| Place | Athlete | Club/School | Bib | Result |
|-------|--|----------------|-----|-------------------|
| 1 | Isla Rebecca Bater (2011) GBR | North Devon AC | 211 | 5:13.21 PB |
| 2 | Myiesha Ellie Newcombe (2009) GBR | North Devon AC | 272 | 6:24.84 PB |
| 3 | Sophie Anna Casavieille Lacaze (2010... | | 261 | 6:34.77 PB |

One Mile · Mixed Youth · U13 · Final

07/07/2024, 12:15

| Place | Athlete | Club/School | Bib | Result |
|-------|---|---------------------|-----|-------------------|
| 1 | <input type="checkbox"/> Henry Gardiner (2011) GBR | South Devon AC | 236 | 5:36.19 PB |
| 2 | <input type="checkbox"/> Carys Eilieh Woodhead (2011) ENG | Bideford AAC | 394 | 5:41.39 PB |
| 3 | <input type="checkbox"/> Kush Bailey (2013) GBR | North Devon AC | 206 | 5:51.66 PB |
| 4 | <input type="checkbox"/> Sonny Gilbert (2012) GBR | North Devon AC | 191 | 5:58.96 PB |
| 5 | <input type="checkbox"/> Poppy Coopersmith (2012) GBR | | 222 | 6:25.55 PB |
| 6 | <input type="checkbox"/> Barnaby Batchelor (2013) GBR | North Devon AC | 178 | 6:34.19 PB |
| 7 | <input type="checkbox"/> Thomas Griffiths-Jones (2012) GBR | North Devon AC | 242 | 6:45.93 |
| 8 | <input type="checkbox"/> Ellie Duncan (2013) GBR | North Devon AC | 227 | 7:09.36 PB |
| | <input type="checkbox"/> George David Harries (2013) GBR | South Devon AC | 243 | DNS |
| | <input type="checkbox"/> Finley Oluwatobi Eales (2011) ENG | City of Plymouth AC | 232 | DNS |

One Mile · Mixed Youth · U15 · Final

07/07/2024, 12:23

| Place | Athlete | Club/School | Bib | Result |
|-------|--|--------------------|-----|-------------------|
| 1 | <input type="checkbox"/> Thomas Albert Hennessey (2011)... | Tavistock AC | 246 | 4:56.10 PB |
| 2 | <input type="checkbox"/> Isla Rebecca Bater (2011) GBR | North Devon AC | 211 | 5:13.21 PB |
| 3 | <input type="checkbox"/> William Parsons (2010) GBR | Yate & District AC | 280 | 5:27.38 PB |
| 4 | <input type="checkbox"/> Archie Guthrie Pittman (2010) GBR | North Devon AC | 286 | 6:11.50 |
| 5 | <input type="checkbox"/> Myiesha Ellie Newcombe (2009) G... | North Devon AC | 272 | 6:24.84 PB |

| | | | | | |
|---|--------------------------|---|----------------|-----|-------------------|
| 6 | <input type="checkbox"/> | Sophie Anna Casavieille Lacaze (2... | | 261 | 6:34.77 PB |
| | <input type="checkbox"/> | Adam Foster (2010) GBR | North Devon AC | 234 | DNS |
| | <input type="checkbox"/> | Sonny Gilbert (2012) GBR | North Devon AC | 191 | DNS |

& U17, U20 One Mile · Mixed · Senior · Final

07/07/2024, 12:31

| Place | Athlete | Club/School | Bib | Result |
|-------|---|----------------------|-----|-------------------|
| 1 | <input type="checkbox"/> Dan Mapp (1990) GBR | Bideford AAC | 266 | 4:40.87 PB |
| 2 | <input type="checkbox"/> James McKibbin (T20) (1998) GBR | North Devon AC | 270 | 4:48.86 |
| 3 | <input type="checkbox"/> Caleb Pirie (2006) GBR | North Devon AC | 285 | 4:53.20 |
| 4 | <input type="checkbox"/> Tom Maughan (2008) GBR | North Devon AC | 267 | 5:02.54 |
| 5 | <input type="checkbox"/> Dylan Cole (2008) GBR | Somer AC Youth | 220 | 5:13.88 PB |
| 6 | <input type="checkbox"/> Ellis Hemsley-Whorne (2009) GBR | Erme Valley Harriers | 245 | 5:21.17 PB |
| 7 | <input type="checkbox"/> Simon Anderson (1963) GBR | City of Plymouth AC | 204 | 5:22.84 PB |
| 8 | <input type="checkbox"/> Hunter Prutch (2009) GBR | North Devon AC | 287 | 5:37.08 PB |
| 9 | <input type="checkbox"/> Richard Perry (1975) GBR | South Devon AC | 283 | 6:23.50 SB |
| 10 | <input type="checkbox"/> Gordon Back (1963) GBR | North Devon AC | 205 | 6:53.65 SB |
| | <input type="checkbox"/> Simon Mugglestone (1968) GBR | Bideford AAC | 271 | DNS |
| | <input type="checkbox"/> Paul Hindle (1981) GBR | Newton Abbot AC | 251 | DNS |
| | <input type="checkbox"/> Ian Wright (1956) GBR | Cornwall AC | 400 | DNS |

& U17 5000m · Mixed · Senior · Final

07/07/2024, 14:15

| Place | Athlete | Club/School | Bib | Result |
|-------|--|----------------------|-----|--------------------|
| 1 | <input type="checkbox"/> James McKibbin (T20) (1998) GBR | North Devon AC | 270 | 16:04.67 |
| 2 | <input type="checkbox"/> Luke Tremayne Hayes (2009) GBR | Erme Valley Harriers | 244 | 16:34.14 |
| 3 | <input type="checkbox"/> Simon Mugglestone (1968) GBR | Bideford AAC | 271 | 16:40.20 |
| 4 | <input type="checkbox"/> Dan Mapp (1990) GBR | Bideford AAC | 266 | 16:41.10 |
| 5 | <input type="checkbox"/> Shaun Richard Woodhead (1976) E... | Bideford AAC | 395 | 17:53.88 PB |
| 6 | <input type="checkbox"/> Simon Anderson (1963) GBR | City of Plymouth AC | 204 | 19:37.39 PB |
| | <input type="checkbox"/> Paul Hindle (1981) GBR | Newton Abbot AC | 251 | DNS |
| | <input type="checkbox"/> Steven John Davies (1971) GBR | Parc Bryn Bach RC | 224 | DNS |

70m Hurdles (68.6cm / 7m) · Girls · U13 · Final

07/07/2024, 13:30 · Wind: +1.7

| Place | Lane | Athlete | Club/School | Bib | React. | Result |
|-------|------|-------------------------------|----------------|-----|--------|-----------------|
| 1 | 2 | Ivy Hleza (2012) GBR | North Devon AC | 187 | | 15.79 PB |
| | 3 | Rumi Sieff (2011) GBR | North Devon AC | 292 | | DNS |
| | 4 | Indra Sieff (2013) GBR | North Devon AC | 291 | | DNS |

75m Hurdles · Men & Boys · Multiple · Final

07/07/2024, 13:40 · Wind: +1.5

| Place | Lane | Athlete | Age group | Club/School | Bib | React. | Result |
|-------|------|---------------------------------------|-----------|-----------------|-----|--------|-----------------|
| 1 | 4 | Harrison McConnell (2012) ENG | U13 | Exeter Harriers | 269 | | 12.01 PB |
| 2 | 5 | Luca Jai Shillabeer (2011) GBR | U13 | Newton Abbot AC | 290 | | 13.79 |

75m Hurdles (76.2cm / 7.5m) · Boys · Multiple, U13 · Final

07/07/2024, 13:40 · Wind: +1.5

| Place | Lane | Athlete | Club/School | Bib | React. | Result |
|-------|------|---------------------------------------|-----------------|-----|--------|-----------------|
| 1 | 4 | Harrison McConnell (2012) ENG | Exeter Harriers | 269 | | 12.01 PB |
| 2 | 5 | Luca Jai Shillabeer (2011) GBR | Newton Abbot AC | 290 | | 13.79 |

75m Hurdles · Women & Girls · Multiple · Final

07/07/2024, 13:40 · Wind: +1.5

| Place | Lane | Athlete | Age group | Club/School | Bib | React. | Result |
|-------|------|---------------------------------------|-----------|-----------------|-----|--------|-----------------|
| 1 | 2 | Darcie Alice Benson (2011) GBR | U15 | Exeter Harriers | 212 | | 12.45 PB |
| 2 | 3 | Isla Perry (2011) GBR | U15 | South Devon AC | 282 | | 12.80 PB |

75m Hurdles (76.2cm / 7.5m) · Girls · Multiple, U15 · Final

07/07/2024, 13:40 · Wind: +1.5

| Place | Lane | Athlete | Club/School | Bib | React. | Result |
|-------|------|---------------------------------------|-----------------|-----|--------|-----------------|
| 1 | 2 | Darcie Alice Benson (2011) GBR | Exeter Harriers | 212 | | 12.45 PB |
| 2 | 3 | Isla Perry (2011) GBR | South Devon AC | 282 | | 12.80 PB |

75m Hurdles · Mixed Adults & Youth · Multiple · Final

07/07/2024, 13:40 · Wind: +1.5

| Place | Lane | Athlete | Age group | Club/School | Bib | React. | Result |
|-------|------|--|-----------|-----------------|-----|--------|-----------------|
| 1 | 4 | <input type="checkbox"/> Harrison McConnell (2012) ENG | U13 | Exeter Harriers | 269 | | 12.01 PB |
| 2 | 2 | <input type="checkbox"/> Darcie Alice Benson (2011) GBR | U15 | Exeter Harriers | 212 | | 12.45 PB |
| 3 | 3 | <input type="checkbox"/> Isla Perry (2011) GBR | U15 | South Devon AC | 282 | | 12.80 PB |
| 4 | 5 | <input type="checkbox"/> Luca Jai Shillabeer (2011) GBR | U13 | Newton Abbot AC | 290 | | 13.79 |

100m Hurdles (83.8cm / 8.5m) · Women · U20 · Final

07/07/2024, 14:05

| Place | Lane | Athlete | Club/School | Bib | React. | Result |
|-------|------|------------------------------|---------------------|-----|--------|--------|
| | 3 | Tara Green (2007) GBR | City of Plymouth AC | 239 | | DNF |

400m Hurdles · Men & Boys · Multiple · Final

07/07/2024, 10:55

| Place | Lane | Athlete | Age group | Club/School | Bib | React. | Result |
|-------|------|---------|-----------|-------------|-----|--------|--------|
|-------|------|---------|-----------|-------------|-----|--------|--------|

| | | | | | | |
|---|---|---------------------------------|-----|------------------------|-----|-------------------|
| 1 | 4 | Richard Scott (1973) GBR | M50 | South West Veterans AC | 289 | 1:00.69 SB |
| 2 | 2 | Paul Hindle (1981) GBR | M40 | Newton Abbot AC | 251 | 1:10.25 PB |

400m Hurdles (91.4cm / 35m) · Men · Multiple, M40 · Final

07/07/2024, 10:55

| Place | Lane | Athlete | Club/School | Bib | React. | Result |
|-------|------|-------------------------------|-----------------|-----|--------|-------------------|
| 1 | 2 | Paul Hindle (1981) GBR | Newton Abbot AC | 251 | | 1:10.25 PB |

400m Hurdles (83.8cm / 35m / 2.7kg) · Men · Multiple, M50 · Final

07/07/2024, 10:55

| Place | Lane | Athlete | Club/School | Bib | React. | Result |
|-------|------|---------------------------------|------------------------|-----|--------|-------------------|
| 1 | 4 | Richard Scott (1973) GBR | South West Veterans AC | 289 | | 1:00.69 SB |

High Jump · Boys · U13 · Final

07/07/2024, 11:00

| Place | Athlete | Club/School | Bib | Result |
|-------|--|----------------|-----|----------------|
| 1 | Perrin Magee (2011) GBR | North Devon AC | 265 | 1.45 |
| 2 | Henry Gardiner (2011) GBR | South Devon AC | 236 | 1.20 |
| 3 | Thomas Griffiths-Jones (2012) GBR | North Devon AC | 242 | 1.10 PB |
| 4 | Arno Thomas Woollam-Dalling (2012)... | North Devon AC | 397 | 1.00 PB |
| | George David Harries (2013) GBR | South Devon AC | 243 | DNS |

Attempts · High Jump · Boys · U13 · Final

| Place | Athlete | Attempts |
|-------|--|--|
| 1 | Perrin Magee (2011) GBR | 1.00 / - 1.30 / - 1.05 / - 1.35 / - 1.10 / - 1.40 / - 1.15 / - 1.20 / - 1.25 / - |
| 2 | Henry Gardiner (2011) GBR | 1.00 / - 1.05 / - 1.10 / o |
| 3 | Thomas Griffiths-Jones (2012) GBR | 1.00 / xo 1.05 / o 1.10 / xxo |
| 4 | Arno Thomas Woollam-Dalling (2012)... | 1.00 / o 1.05 / xxx |

High Jump · Boys · U15 · Final

07/07/2024, 11:00

| Place | Athlete | Club/School | Bib | Result |
|-------|-----------------------------------|--------------------|-----|-----------------|
| 1 | William Parsons (2010) GBR | Yate & District AC | 280 | 1.50 PB |
| 2 | Dylan Thomas (2011) GBR | North Devon AC | 335 | 1.45 =PB |

Attempts · High Jump · Boys · U15 · Final

| Place | Athlete | Attempts |
|-------|-----------------------------------|--|
| 1 | William Parsons (2010) GBR | 1.10 / - 1.40 / o 1.15 / - 1.45 / xo 1.20 / - 1.50 / o 1.25 / - 1.30 / o 1.35 / o |
| 2 | Dylan Thomas (2011) GBR | 1.10 / - 1.40 / o 1.15 / - 1.45 / xxo 1.20 / - 1.50 / xxx 1.25 / - 1.30 / - 1.35 / xo |

High Jump · Boys · U17 · Final

07/07/2024, 11:00

| Place | Athlete | Club/School | Bib | Result |
|-------|------------------------------|----------------|-----|----------------|
| 1 | Dylan Cole (2008) GBR | Somer AC Youth | 220 | 1.30 PB |

Attempts · High Jump · Boys · U17 · Final

| Place | Athlete | Attempts |
|-------|------------------------------|---|
| 1 | Dylan Cole (2008) GBR | 1.15 / xo 1.20 / o 1.25 / xo 1.30 / xxo 1.35 / xxx |

High Jump · Girls · U13 · Final

07/07/2024, 11:00

| Place | Athlete | Club/School | Bib | Result |
|-------|-------------------------------|----------------|-----|-----------------|
| 1 | Ella Delin (2012) GBR | Team Bath AC | 188 | 1.40 PB |
| 2 | Rumi Sieff (2011) GBR | North Devon AC | 292 | 1.30 |
| 3 | Indra Sieff (2013) GBR | North Devon AC | 291 | 1.15 =PB |

Attempts · High Jump · Girls · U13 · Final

| Place | Athlete | Attempts |
|-------|-------------------------------|---|
| 1 | Ella Delin (2012) GBR | 1.00 / - 1.30 / o 1.05 / - 1.35 / xxo 1.10 / - 1.40 / xxo 1.15 / - 1.45 / xxx 1.20 / o 1.25 / o |
| 2 | Rumi Sieff (2011) GBR | 1.00 / - 1.30 / o 1.05 / - 1.35 / xxx 1.10 / o 1.15 / o 1.20 / o 1.25 / o |
| 3 | Indra Sieff (2013) GBR | 1.00 / o 1.05 / o 1.10 / o 1.15 / o 1.20 / xxx |

High Jump · Girls · U15 · Final

07/07/2024, 11:00

| Place | Athlete | Club/School | Bib | Result |
|-------|--|----------------|-----|----------------|
| 1 | Lyra Mae Woollam-Dalling (2009) GBR | North Devon AC | 398 | 1.45 PB |
| 2 | Iris Bilby (2011) ENG | North Devon AC | 213 | 1.30 PB |
| | Amelie Barfield (2010) ENG | North Devon AC | 207 | DNS |

Attempts · High Jump · Girls · U15 · Final

| Place | Athlete | Attempts |
|-------|--|---|
| 1 | Lyra Mae Woollam-Dalling (2009) GBR | 1.10 / - 1.40 / xxo 1.15 / - 1.45 / xo 1.20 / o 1.50 / xxx 1.25 / o 1.30 / xo 1.35 / o |
| 2 | Iris Bilby (2011) ENG | 1.10 / o 1.15 / o 1.20 / o 1.25 / o 1.30 / o 1.35 / xxx |

High Jump · Girls · U17 · Final

07/07/2024, 11:00

| Place | Athlete | Club/School | Bib | Result |
|-------|---|---------------------|-----|-------------|
| 1 | <input type="checkbox"/> Tabitha Olivier (2009) GBR | Yeovil Olympiads AC | 277 | 1.35 |

Attempts · High Jump · Girls · U17 · Final

| Place | Athlete | Attempts |
|-------|---|---|
| 1 | <input type="checkbox"/> Tabitha Olivier (2009) GBR | 1.15 / - 1.20 / - 1.25 / - 1.30 / - 1.35 / o 1.40 / xxx |

High Jump · Mixed Youth · U13 · Final

07/07/2024, 11:00

| Place | Athlete | Club/School | Bib | Result |
|-------|--|----------------|-----|-----------------|
| 1 | <input type="checkbox"/> Perrin Magee (2011) GBR | North Devon AC | 265 | 1.45 |
| 2 | <input type="checkbox"/> Ella Delin (2012) GBR | Team Bath AC | 188 | 1.40 PB |
| 3 | <input type="checkbox"/> Rumi Sieff (2011) GBR | North Devon AC | 292 | 1.30 |
| 4 | <input type="checkbox"/> Henry Gardiner (2011) GBR | South Devon AC | 236 | 1.20 |
| 5 | <input type="checkbox"/> Indra Sieff (2013) GBR | North Devon AC | 291 | 1.15 =PB |
| 6 | <input type="checkbox"/> Thomas Griffiths-Jones (2012) GBR | North Devon AC | 242 | 1.10 PB |
| 7 | <input type="checkbox"/> Arno Thomas Woollam-Dalling (20...) | North Devon AC | 397 | 1.00 PB |
| | <input type="checkbox"/> George David Harries (2013) GBR | South Devon AC | 243 | DNS |

Attempts · High Jump · Mixed Youth · U13 · Final

| Place | Athlete | Attempts |
|-------|--|---|
| 1 | <input type="checkbox"/> Perrin Magee (2011) GBR | 1.00 / - 1.05 / - 1.10 / - 1.15 / - 1.20 / - 1.25 / - 1.30 / - 1.35 / - 1.40 / - 1.45 / xxo 1.50 / xxx |
| 2 | <input type="checkbox"/> Ella Delin (2012) GBR | 1.00 / - 1.05 / - 1.10 / - 1.15 / - 1.20 / o 1.25 / o 1.30 / o 1.35 / xxo 1.40 / xxo 1.45 / xxx |
| 3 | <input type="checkbox"/> Rumi Sieff (2011) GBR | 1.00 / - 1.05 / - 1.10 / o 1.15 / o 1.20 / o 1.25 / o 1.30 / o 1.35 / xxx |
| 4 | <input type="checkbox"/> Henry Gardiner (2011) GBR | 1.00 / - 1.05 / - 1.10 / o 1.15 / xo 1.20 / o 1.25 / xxx |
| 5 | <input type="checkbox"/> Indra Sieff (2013) GBR | 1.00 / o 1.05 / o 1.10 / o 1.15 / o 1.20 / xxx |
| 6 | <input type="checkbox"/> Thomas Griffiths-Jones (2012) GBR | 1.00 / xo 1.05 / o 1.10 / xxo 1.15 / xxx |
| 7 | <input type="checkbox"/> Arno Thomas Woollam-Dalling (20...) | 1.00 / o 1.05 / xxx |

High Jump · Mixed Youth · U15 · Final

07/07/2024, 11:00

| Place | Athlete | Club/School | Bib | Result |
|-------|---|--------------------|-----|-----------------|
| 1 | <input type="checkbox"/> William Parsons (2010) GBR | Yate & District AC | 280 | 1.50 PB |
| 2 | <input type="checkbox"/> Lyra Mae Woollam-Dalling (2009)... | North Devon AC | 398 | 1.45 PB |
| 3 | <input type="checkbox"/> Dylan Thomas (2011) GBR | North Devon AC | 335 | 1.45 =PB |
| 4 | <input type="checkbox"/> Iris Bilby (2011) ENG | North Devon AC | 213 | 1.30 PB |
| | <input type="checkbox"/> Amelie Barfield (2010) ENG | North Devon AC | 207 | DNS |

Attempts · High Jump · Mixed Youth · U15 · Final

| Place | Athlete | Attempts |
|-------|---|--|
| 1 | <input type="checkbox"/> William Parsons (2010) GBR | 1.10 / - 1.15 / - 1.20 / - 1.25 / - 1.30 / o 1.35 / o 1.40 / o 1.45 / xo 1.50 / o 1.55 / xxx |
| 2 | <input type="checkbox"/> Lyra Mae Woollam-Dalling (2009)... | 1.10 / - 1.15 / - 1.20 / o 1.25 / o 1.30 / xo 1.35 / o 1.40 / xxo 1.45 / xo 1.50 / xxx |
| 3 | <input type="checkbox"/> Dylan Thomas (2011) GBR | 1.10 / - 1.15 / - 1.20 / - 1.25 / - 1.30 / - 1.35 / xo 1.40 / o 1.45 / xxo 1.50 / xxx |
| 4 | <input type="checkbox"/> Iris Bilby (2011) ENG | 1.10 / o 1.15 / o 1.20 / o 1.25 / o 1.30 / o 1.35 / xxx |

High Jump · Mixed Youth · U17 · Final

07/07/2024, 11:00

| Place | Athlete | Club/School | Bib | Result |
|-------|---|---------------------|-----|----------------|
| 1 | <input type="checkbox"/> Tabitha Olivier (2009) GBR | Yeovil Olympiads AC | 277 | 1.35 |
| 2 | <input type="checkbox"/> Dylan Cole (2008) GBR | Somer AC Youth | 220 | 1.30 PB |

Attempts · High Jump · Mixed Youth · U17 · Final

| Place | Athlete | Attempts |
|-------|---|---|
| 1 | <input type="checkbox"/> Tabitha Olivier (2009) GBR | 1.15 / - 1.20 / - 1.25 / - 1.30 / - 1.35 / o 1.40 / xxx |
| 2 | <input type="checkbox"/> Dylan Cole (2008) GBR | 1.15 / xo 1.20 / o 1.25 / xo 1.30 / xxo 1.35 / xxx |

Long Jump · Boys · U13 · Final

07/07/2024, 12:15

| Place | Athlete | Club/School | Bib | Result | Wind |
|-------|--|-----------------|-----|-------------|------|
| 1 | <input type="checkbox"/> Perrin Magee (2011) GBR | North Devon AC | 265 | 4.52 | NWI |
| 2 | <input type="checkbox"/> Hugo Keir (2012) GBR | Exeter Harriers | 259 | 4.09 | NWI |
| 3 | <input type="checkbox"/> Luca Jai Shillabeer (2011) GBR | Newton Abbot AC | 290 | 3.85 | NWI |
| 4 | <input type="checkbox"/> Winter Oscar Smith (2012) GBR | North Devon AC | 294 | 3.64 | NWI |
| 5 | <input type="checkbox"/> Arno Thomas Woollam-Dalling (2012)... | North Devon AC | 397 | 3.48 | NWI |
| 6 | <input type="checkbox"/> Joshua Max Jaye (2012) GBR | North Devon AC | 253 | 2.95 | NWI |
| 7 | <input type="checkbox"/> Thomas Griffiths-Jones (2012) GBR | North Devon AC | 242 | 2.85 | NWI |

| | | | |
|--|----------------------|-----|-----|
| George David Harries (2013) GBR | South Devon AC | 243 | DNS |
| Topias Timothy Henry (2012) GBR | Newton Abbot AC | 248 | DNS |
| Elliott Barrett (2011) GBR | Erme Valley Harriers | 208 | DNS |

Attempts · Long Jump · Boys · U13 · Final

| Place | Athlete | Attempts | | |
|-------|--|-------------------|-------------------|-------------------|
| 1 | Perrin Magee (2011) GBR | 4.52 / NWI | 4.40 / NWI | 4.41 / NWI |
| 2 | Hugo Keir (2012) GBR | x / NWI | 3.93 / NWI | 4.09 / NWI |
| 3 | Luca Jai Shillabeer (2011) GBR | 3.71 / NWI | 3.63 / NWI | 3.85 / NWI |
| 4 | Winter Oscar Smith (2012) GBR | 3.41 / NWI | 3.64 / NWI | 3.26 / NWI |
| 5 | Arno Thomas Woollam-Dalling (2012)... | 3.48 / NWI | 3.37 / NWI | 3.32 / NWI |
| 6 | Joshua Max Jaye (2012) GBR | x / NWI | 2.62 / NWI | 2.95 / NWI |
| 7 | Thomas Griffiths-Jones (2012) GBR | x / NWI | x / NWI | 2.85 / NWI |
| | George David Harries (2013) GBR | | | |
| | Topias Timothy Henry (2012) GBR | | | |
| | Elliott Barrett (2011) GBR | | | |

Long Jump · Boys · U15 · Final

07/07/2024, 13:45

| Place | Athlete | Club/School | Bib | Result | Wind |
|-------|--|----------------|-----|-------------|------|
| 1 | Nate Stuart (2009) GBR | Taunton AC | 298 | 4.59 | NWI |
| 2 | Quentin Sturley (2011) GBR | North Devon AC | 299 | 4.45 | NWI |
| 3 | Jenson Christopher Green (2011) ENG | North Devon AC | 238 | 3.70 | NWI |
| 4 | Daniel Higgs (2011) ENG | North Devon AC | 249 | 3.63 | NWI |
| 5 | Luke Higgs (2011) ENG | North Devon AC | 250 | 3.28 | NWI |

Attempts · Long Jump · Boys · U15 · Final

| Place | Athlete | Attempts | | | |
|-------|--|-------------------|------------|-------------------|-------------------|
| 1 | Nate Stuart (2009) GBR | 4.53 / NWI | 4.35 / NWI | 4.59 / NWI | x / NWI |
| 2 | Quentin Sturley (2011) GBR | 4.01 / NWI | 4.16 / NWI | 4.22 / NWI | 4.45 / NWI |
| 3 | Jenson Christopher Green (2011) ENG | 3.42 / NWI | 3.63 / NWI | 3.59 / NWI | 3.70 / NWI |
| 4 | Daniel Higgs (2011) ENG | 3.62 / NWI | x / NWI | 3.63 / NWI | 3.36 / NWI |
| 5 | Luke Higgs (2011) ENG | 3.28 / NWI | 3.28 / NWI | x / NWI | x / NWI |

Long Jump · Boys · U11 · Final

07/07/2024, 11:30

| Place | Athlete | Club/School | Bib | Result | Wind |
|-------|--|-----------------|-----|-------------|------|
| 1 | Henry George Maycock (2014) GBR | North Devon AC | 189 | 3.34 | NWI |
| 2 | Oscar Addyman (2013) GBR | Exeter Harriers | 202 | 3.23 | NWI |
| 3 | Fynn Perry (2013) GBR | South Devon AC | 281 | 3.22 | NWI |
| 4 | Harry Frickleton (2014) GBR | | 156 | 3.05 | NWI |
| 5 | Theo Green (2016) ENG | South Devon AC | 240 | 2.00 | NWI |
| | Matias Aleksanteri Henry (2014) GBR | Newton Abbot AC | 247 | DNS | |

Attempts · Long Jump · Boys · U11 · Final

| Place | Athlete | Attempts | | | |
|-------|--|-------------------|-------------------|-------------------|--|
| 1 | Henry George Maycock (2014) GBR | 2.99 / NWI | 3.34 / NWI | 3.32 / NWI | |
| 2 | Oscar Addyman (2013) GBR | 3.23 / NWI | 3.22 / NWI | x / NWI | |
| 3 | Fynn Perry (2013) GBR | 3.13 / NWI | 3.12 / NWI | 3.22 / NWI | |
| 4 | Harry Frickleton (2014) GBR | 2.99 / NWI | 2.22 / NWI | 3.05 / NWI | |
| 5 | Theo Green (2016) ENG | x / NWI | 1.75 / NWI | 2.00 / NWI | |
| | Matias Aleksanteri Henry (2014) GBR | | | | |

Long Jump · Boys · U17 · Final

07/07/2024, 13:45

| Place | Athlete | Club/School | Bib | Result | Wind |
|-------|-----------------------------|--------------|-----|-------------|------|
| 1 | Max Smith (2007) GBR | Shetland AAC | 293 | 5.46 | NWI |

Attempts · Long Jump · Boys · U17 · Final

| Place | Athlete | Attempts | | | |
|-------|-----------------------------|-------------------|------------|------------|------------|
| 1 | Max Smith (2007) GBR | 5.46 / NWI | 5.24 / NWI | 5.32 / NWI | 5.21 / NWI |

Long Jump · Girls · U11 · Final

07/07/2024, 11:30

| Place | Athlete | Club/School | Bib | Result | Wind |
|-------|--|----------------------|-----|-------------|------|
| 1 | Flora Hoskins (2014) GBR | Newton Abbot AC | 252 | 2.90 | NWI |
| 2 | Edie May Bater (2014) GBR | North Devon AC | 210 | 2.63 | NWI |
| 3 | Isabelle Joynes (2014) GBR | Erme Valley Harriers | 255 | 2.62 | NWI |
| 4 | Holly Barraclough (2014) GBR | Erme Valley Harriers | 162 | 2.46 | NWI |
| 5 | Ava Green (2014) ENG | South Devon AC | 237 | 2.39 | NWI |
| 6 | Millie Barrett (2015) GBR | Erme Valley Harriers | 209 | 2.12 | NWI |
| 7 | Florence Griffiths-Jones (2015) GBR | North Devon AC | 241 | 2.10 | NWI |
| 8 | Lily Doris Mortimore (2014) ENG | Newton Abbot AC | 194 | 1.97 | NWI |
| | Harriet Grace Woodman-Hardy (2014)... | City of Plymouth AC | 396 | DNS | |

Attempts · Long Jump · Girls · U11 · Final

| Place | Athlete | Attempts | | |
|-------|---------------------------------------|-------------------|-------------------|-------------------|
| 1 | Flora Hoskins (2014) GBR | 2.78 / NWI | 2.75 / NWI | 2.90 / NWI |
| 2 | Edie May Bater (2014) GBR | 2.34 / NWI | 2.44 / NWI | 2.63 / NWI |
| 3 | Isabelle Joynes (2014) GBR | 2.52 / NWI | 2.62 / NWI | 2.30 / NWI |
| 4 | Holly Barraclough (2014) GBR | 2.46 / NWI | 2.32 / NWI | 2.41 / NWI |
| 5 | Ava Green (2014) ENG | 2.29 / NWI | 2.39 / NWI | 2.30 / NWI |
| 6 | Millie Barrett (2015) GBR | 2.12 / NWI | x / NWI | x / NWI |
| 7 | Florence Griffiths-Jones (2015) GBR | 1.94 / NWI | 2.10 / NWI | 1.75 / NWI |
| 8 | Lily Doris Mortimore (2014) ENG | x / NWI | 1.97 / NWI | 1.75 / NWI |
| | Harriet Grace Woodman-Hardy (2014)... | | | |

Long Jump · Girls · U17 · Final

07/07/2024, 13:45

| Place | Athlete | Club/School | Bib | Result | Wind |
|-------|----------------------------|---------------------|-----|-------------|------|
| 1 | Tabitha Olivier (2009) GBR | Yeovil Olympiads AC | 277 | 4.43 | NWI |

Attempts · Long Jump · Girls · U17 · Final

| Place | Athlete | Attempts | | | |
|-------|----------------------------|-------------------|------------|---------|------------|
| 1 | Tabitha Olivier (2009) GBR | 4.43 / NWI | 4.02 / NWI | x / NWI | 4.39 / NWI |

& U15G Long Jump · Girls · U13 · Final

07/07/2024, 13:00

| Place | Athlete | Club/School | Bib | Result | Wind |
|-------|----------------------------------|----------------------|-----|-------------|------|
| 1 | Amelie Barfield (2010) ENG | North Devon AC | 207 | 4.40 | NWI |
| 2 | Freya Wickens (2011) GBR | North Devon AC | 392 | 4.04 | NWI |
| 3 | Zoe Ann Capel (2010) GBR | Exeter Harriers | 218 | 3.89 | NWI |
| 4 | Ivy Hleza (2012) GBR | North Devon AC | 187 | 3.53 | NWI |
| 5 | Ellie Duncan (2013) GBR | North Devon AC | 227 | 3.30 | NWI |
| 6 | Poppy Coopersmith (2012) GBR | | 222 | 3.00 | NWI |
| 7 | Naiya Remnant (2013) ENG | North Devon AC | 288 | 2.88 | NWI |
| | Mitsy Thea Keen (2012) GBR | | 257 | DNS | |
| | Rosie Barrachough (2011) GBR | Erme Valley Harriers | 161 | DNS | |
| | Indra Sieff (2013) GBR | North Devon AC | 291 | DNS | |
| | Leonora Monica Noonan (2012) GBR | South Devon AC | 273 | DNS | |
| | Rumi Sieff (2011) GBR | North Devon AC | 292 | DNS | |
| | Anna Mae Wright (2010) GBR | Taunton AC | 399 | DNS | |
| | Darcie Alice Benson (2011) GBR | Exeter Harriers | 212 | DNS | |

Attempts · & U15G Long Jump · Girls · U13 · Final

| Place | Athlete | Attempts | | | |
|-------|----------------------------------|-------------------|-------------------|-------------------|------------|
| 1 | Amelie Barfield (2010) ENG | 3.33 / NWI | 4.40 / NWI | 4.19 / NWI | 4.37 / NWI |
| 2 | Freya Wickens (2011) GBR | 3.93 / NWI | 4.04 / NWI | 3.85 / NWI | x / NWI |
| 3 | Zoe Ann Capel (2010) GBR | 3.66 / NWI | 3.89 / NWI | - | - |
| 4 | Ivy Hleza (2012) GBR | x / NWI | 3.53 / NWI | 3.28 / NWI | |
| 5 | Ellie Duncan (2013) GBR | 3.19 / NWI | 3.30 / NWI | 3.25 / NWI | |
| 6 | Poppy Coopersmith (2012) GBR | 3.00 / NWI | x / NWI | 2.88 / NWI | |
| 7 | Naiya Remnant (2013) ENG | x / NWI | 2.64 / NWI | 2.88 / NWI | |
| | Mitsy Thea Keen (2012) GBR | | | | |
| | Rosie Barrachough (2011) GBR | | | | |
| | Indra Sieff (2013) GBR | | | | |
| | Leonora Monica Noonan (2012) GBR | | | | |
| | Rumi Sieff (2011) GBR | | | | |
| | Anna Mae Wright (2010) GBR | | | | |
| | Darcie Alice Benson (2011) GBR | | | | |

Long Jump · Mixed Youth · U11 · Final

07/07/2024, 11:30

| Place | Athlete | Club/School | Bib | Result | Wind |
|-------|--|----------------------|-----|-------------|------|
| 1 | <input type="checkbox"/> Henry George Maycock (2014) GBR | North Devon AC | 189 | 3.34 | NWI |
| 2 | <input type="checkbox"/> Oscar Addyman (2013) GBR | Exeter Harriers | 202 | 3.23 | NWI |
| 3 | <input type="checkbox"/> Fynn Perry (2013) GBR | South Devon AC | 281 | 3.22 | NWI |
| 4 | <input type="checkbox"/> Harry Frickleton (2014) GBR | | 156 | 3.05 | NWI |
| 5 | <input type="checkbox"/> Flora Hoskins (2014) GBR | Newton Abbot AC | 252 | 2.90 | NWI |
| 6 | <input type="checkbox"/> Edie May Bater (2014) GBR | North Devon AC | 210 | 2.63 | NWI |
| 7 | <input type="checkbox"/> Isabelle Joynes (2014) GBR | Erme Valley Harriers | 255 | 2.62 | NWI |
| 8 | <input type="checkbox"/> Holly Barraclough (2014) GBR | Erme Valley Harriers | 162 | 2.46 | NWI |
| 9 | <input type="checkbox"/> Ava Green (2014) ENG | South Devon AC | 237 | 2.39 | NWI |
| 10 | <input type="checkbox"/> Millie Barrett (2015) GBR | Erme Valley Harriers | 209 | 2.12 | NWI |
| 11 | <input type="checkbox"/> Florence Griffiths-Jones (2015) GBR | North Devon AC | 241 | 2.10 | NWI |
| 12 | <input type="checkbox"/> Theo Green (2016) ENG | South Devon AC | 240 | 2.00 | NWI |
| 13 | <input type="checkbox"/> Lily Doris Mortimore (2014) ENG | Newton Abbot AC | 194 | 1.97 | NWI |
| | <input type="checkbox"/> Harriet Grace Woodman-Hardy (20... | City of Plymouth AC | 396 | DNS | |

Matias Aleksanteri Henry (2014) G...

Newton Abbot AC

247

DNS

Attempts · Long Jump · Mixed Youth · U11 · Final

| Place | Athlete | Attempts | | |
|-------|---|-------------------|-------------------|-------------------|
| 1 | <input type="checkbox"/> Henry George Maycock (2014) GBR | 2.99 / NWI | 3.34 / NWI | 3.32 / NWI |
| 2 | <input type="checkbox"/> Oscar Addyman (2013) GBR | 3.23 / NWI | 3.22 / NWI | x / NWI |
| 3 | <input type="checkbox"/> Fynn Perry (2013) GBR | 3.13 / NWI | 3.12 / NWI | 3.22 / NWI |
| 4 | <input type="checkbox"/> Harry Frickleton (2014) GBR | 2.99 / NWI | 2.22 / NWI | 3.05 / NWI |
| 5 | <input type="checkbox"/> Flora Hoskins (2014) GBR | 2.78 / NWI | 2.75 / NWI | 2.90 / NWI |
| 6 | <input type="checkbox"/> Edie May Bater (2014) GBR | 2.34 / NWI | 2.44 / NWI | 2.63 / NWI |
| 7 | <input type="checkbox"/> Isabelle Joynes (2014) GBR | 2.52 / NWI | 2.62 / NWI | 2.30 / NWI |
| 8 | <input type="checkbox"/> Holly Barraclough (2014) GBR | 2.46 / NWI | 2.32 / NWI | 2.41 / NWI |
| 9 | <input type="checkbox"/> Ava Green (2014) ENG | 2.29 / NWI | 2.39 / NWI | 2.30 / NWI |
| 10 | <input type="checkbox"/> Millie Barrett (2015) GBR | 2.12 / NWI | x / NWI | x / NWI |
| 11 | <input type="checkbox"/> Florence Griffiths-Jones (2015) GBR | 1.94 / NWI | 2.10 / NWI | 1.75 / NWI |
| 12 | <input type="checkbox"/> Theo Green (2016) ENG | x / NWI | 1.75 / NWI | 2.00 / NWI |
| 13 | <input type="checkbox"/> Lily Doris Mortimore (2014) ENG | x / NWI | 1.97 / NWI | 1.75 / NWI |
| | <input type="checkbox"/> Harriet Grace Woodman-Hardy (20... | | | |
| | <input type="checkbox"/> Matias Aleksanteri Henry (2014) G... | | | |

Long Jump · Mixed Youth · U17 · Final

07/07/2024, 13:45

| Place | Athlete | Club/School | Bib | Result | Wind |
|-------|---|---------------------|-----|-------------|------|
| 1 | <input type="checkbox"/> Max Smith (2007) GBR | Shetland AAC | 293 | 5.46 | NWI |
| 2 | <input type="checkbox"/> Tabitha Olivier (2009) GBR | Yeovil Olympiads AC | 277 | 4.43 | NWI |

Attempts · Long Jump · Mixed Youth · U17 · Final

| Place | Athlete | Attempts | | | |
|-------|---|-------------------|------------|------------|------------|
| 1 | <input type="checkbox"/> Max Smith (2007) GBR | 5.46 / NWI | 5.24 / NWI | 5.32 / NWI | 5.21 / NWI |
| 2 | <input type="checkbox"/> Tabitha Olivier (2009) GBR | 4.43 / NWI | 4.02 / NWI | x / NWI | 4.39 / NWI |

Long Jump · Mixed · Senior · Final

07/07/2024, 13:45

| Place | Athlete | Club/School | Bib | Result | Wind |
|-------|--|---------------------|-----|--------|------|
| | <input type="checkbox"/> Jerry Kevern (1969) GBR | City of Plymouth AC | 260 | DNS | |
| | <input type="checkbox"/> Paul Hindle (1981) GBR | Newton Abbot AC | 251 | DNS | |

Attempts · Long Jump · Mixed · Senior · Final

| Place | Athlete | Attempts | | | |
|-------|--|----------|--|--|--|
| | <input type="checkbox"/> Jerry Kevern (1969) GBR | | | | |
| | <input type="checkbox"/> Paul Hindle (1981) GBR | | | | |

Triple Jump · Men & Boys · Multiple · Final

07/07/2024, 11:00

| Place | Athlete | Age group | Club/School | Bib | Result | Wind |
|-------|--|-----------|----------------|-----|--------------|------|
| 1 | Max Smith (2007) GBR | U17 | Shetland AAC | 293 | 11.40 | NWI |
| 2 | Daniel Higgs (2011) ENG | U15 | North Devon AC | 249 | 8.20 | NWI |
| 3 | Luke Higgs (2011) ENG | U15 | North Devon AC | 250 | 7.26 | NWI |
| | Jenson Christopher Green (2011) ENG | U15 | North Devon AC | 238 | DNS | |

Attempts · Triple Jump · Men & Boys · Multiple · Final

| Place | Athlete | Age group | Attempts | | | |
|-------|--|-----------|-------------|--------------------|-------------------|-------------------|
| 1 | Max Smith (2007) GBR | U17 | 11.20 / NWI | 11.40 / NWI | x / NWI | x / NWI |
| 2 | Daniel Higgs (2011) ENG | U15 | x / NWI | 7.70 / NWI | 8.20 / NWI | 7.72 / NWI |
| 3 | Luke Higgs (2011) ENG | U15 | x / NWI | 7.20 / NWI | x / NWI | 7.26 / NWI |
| | Jenson Christopher Green (2011) ENG | U15 | | | | |

Triple Jump · Boys · Multiple, U15 · Final

07/07/2024, 11:00

| Place | Athlete | Club/School | Bib | Result | Wind |
|-------|--|----------------|-----|-------------|------|
| 1 | Daniel Higgs (2011) ENG | North Devon AC | 249 | 8.20 | NWI |
| 2 | Luke Higgs (2011) ENG | North Devon AC | 250 | 7.26 | NWI |
| | Jenson Christopher Green (2011) ENG | North Devon AC | 238 | DNS | |

Attempts · Triple Jump · Boys · Multiple, U15 · Final

| Place | Athlete | Attempts | | | |
|-------|--|----------|------------|-------------------|-------------------|
| 1 | Daniel Higgs (2011) ENG | x / NWI | 7.70 / NWI | 8.20 / NWI | 7.72 / NWI |
| 2 | Luke Higgs (2011) ENG | x / NWI | 7.20 / NWI | x / NWI | 7.26 / NWI |
| | Jenson Christopher Green (2011) ENG | | | | |

Triple Jump · Boys · Multiple, U17 · Final

07/07/2024, 11:00

| Place | Athlete | Club/School | Bib | Result | Wind |
|-------|-----------------------------|--------------|-----|--------------|------|
| 1 | Max Smith (2007) GBR | Shetland AAC | 293 | 11.40 | NWI |

Attempts · Triple Jump · Boys · Multiple, U17 · Final

| Place | Athlete | Attempts |
|-------|-----------------------------|---|
| 1 | Max Smith (2007) GBR | 11.20 / NWI 11.40 / NWI x / NWI x / NWI |

Triple Jump · Mixed Adults & Youth · Multiple · Final

07/07/2024, 11:00

| Place | Athlete | Age group | Club/School | Bib | Result | Wind |
|-------|--|-----------|----------------|-----|--------------|------|
| 1 | <input type="checkbox"/> Max Smith (2007) GBR | U17 | Shetland AAC | 293 | 11.40 | NWI |
| 2 | <input type="checkbox"/> Daniel Higgs (2011) ENG | U15 | North Devon AC | 249 | 8.20 | NWI |
| 3 | <input type="checkbox"/> Luke Higgs (2011) ENG | U15 | North Devon AC | 250 | 7.26 | NWI |
| | <input type="checkbox"/> Jenson Christopher Green (2011)... | U15 | North Devon AC | 238 | DNS | |

Attempts · Triple Jump · Mixed Adults & Youth · Multiple · Final

| Place | Athlete | Age group | Attempts |
|-------|--|-----------|--|
| 1 | <input type="checkbox"/> Max Smith (2007) GBR | U17 | 11.20 / NWI 11.40 / NWI x / NWI x / NWI |
| 2 | <input type="checkbox"/> Daniel Higgs (2011) ENG | U15 | x / NWI 7.70 / NWI 8.20 / NWI 7.72 / NWI |
| 3 | <input type="checkbox"/> Luke Higgs (2011) ENG | U15 | x / NWI 7.20 / NWI x / NWI 7.26 / NWI |
| | <input type="checkbox"/> Jenson Christopher Green (2011)... | U15 | |

Shot Put (3kg) · Boys · U13 · Final

07/07/2024, 13:30

| Place | Athlete | Club/School | Bib | Result |
|-------|--|-----------------|-----|----------------|
| 1 | Luke Byrne (2011) GBR | Exeter Harriers | 217 | 7.72 |
| 2 | Austin Keir (2012) GBR | Exeter Harriers | 258 | 6.02 PB |
| 3 | Arno Thomas Woollam-Dalling (2012)... | North Devon AC | 397 | 4.43 PB |

Attempts · Shot Put (3kg) · Boys · U13 · Final

| Place | Athlete | Attempts |
|-------|---|--------------------------|
| 1 | <input type="checkbox"/> Luke Byrne (2011) GBR | x 7.49 7.72 |
| 2 | <input type="checkbox"/> Austin Keir (2012) GBR | 4.41 5.00 6.02 |
| 3 | <input type="checkbox"/> Arno Thomas Woollam-Dalling (2012)... | x 3.80 4.43 |

Shot Put (4kg) · Boys · U15 · Final

07/07/2024, 13:30

| Place | Athlete | Club/School | Bib | Result |
|-------|----------------------------------|-----------------|-----|-------------|
| 1 | Toby Cole (2010) GBR | Somer AC Youth | 221 | 6.27 |
| | Milo Learmouth (2010) GBR | Exeter Harriers | 263 | DNS |

Attempts · Shot Put (4kg) · Boys · U15 · Final

| Place | Athlete | Attempts |
|-------|----------------------------------|-------------------------------|
| 1 | Toby Cole (2010) GBR | 6.22 x 5.46 6.27 |
| | Milo Learmouth (2010) GBR | |

Shot Put (5kg) · Boys · U17 · Final

07/07/2024, 12:00

| Place | Athlete | Club/School | Bib | Result |
|-------|---------------------------------|----------------|-----|-----------------|
| 1 | Jorel Aillaud (2008) GBR | North Devon AC | 203 | 10.48 PB |

Attempts · Shot Put (5kg) · Boys · U17 · Final

| Place | Athlete | Attempts |
|-------|---------------------------------|------------------------------------|
| 1 | Jorel Aillaud (2008) GBR | 10.48 9.42 9.92 10.12 |

Shot Put (7.26kg) · Men · Senior · Final

07/07/2024, 12:00

| Place | Athlete | Club/School | Bib | Result |
|-------|--------------------------------|---------------------|-----|--------|
| | Jerry Kevern (1969) GBR | City of Plymouth AC | 260 | DNS |

Attempts · Shot Put (7.26kg) · Men · Senior · Final

| Place | Athlete | Attempts |
|-------|--------------------------------|----------|
| | Jerry Kevern (1969) GBR | |

Shot Put (2.72kg) · Girls · U13 · Final

07/07/2024, 13:30

| Place | Athlete | Club/School | Bib | Result |
|-------|---------------------------------|----------------|-----|----------------|
| 1 | Naiya Remnant (2013) ENG | North Devon AC | 288 | 4.07 PB |

Attempts · Shot Put (2.72kg) · Girls · U13 · Final

| Place | Athlete | Attempts |
|-------|---------------------------------|--------------------------|
| 1 | Naiya Remnant (2013) ENG | 4.07 3.68 3.82 |

Shot Put (3kg) · Girls · U15 · Final

07/07/2024, 13:30

| Place | Athlete | Club/School | Bib | Result |
|-------|--|----------------|-----|----------------|
| 1 | Lyra Mae Woollam-Dalling (2009) GBR | North Devon AC | 398 | 8.43 PB |
| 2 | Lucy Duncan (2011) GBR | North Devon AC | 229 | 5.98 |

Attempts · Shot Put (3kg) · Girls · U15 · Final

| Place | Athlete | Attempts |
|-------|--|-------------------------------|
| 1 | Lyra Mae Woollam-Dalling (2009) GBR | 8.19 8.43 8.18 8.23 |

| | | | | | |
|---|-------------------------------|------|------|-------------|------|
| 2 | Lucy Duncan (2011) GBR | 5.91 | 5.79 | 5.98 | 5.77 |
|---|-------------------------------|------|------|-------------|------|

Shot Put (3kg) · Girls · U17 · Final

07/07/2024, 12:00

| Place | Athlete | Club/School | Bib | Result |
|-------|-----------------------------------|---------------------|-----|----------------|
| 1 | Ruby Corbin (2008) GBR | North Devon AC | 223 | 12.59 |
| 2 | Melissa Bonnett (2008) GBR | South Devon AC | 214 | 6.58 PB |
| 3 | Millie Westwood (2008) ENG | City of Plymouth AC | 180 | 6.23 |

Attempts · Shot Put (3kg) · Girls · U17 · Final

| Place | Athlete | Attempts | | | |
|-------|-----------------------------------|--------------|-------|-------------|-------|
| 1 | Ruby Corbin (2008) GBR | 12.59 | 12.45 | 12.16 | 11.76 |
| 2 | Melissa Bonnett (2008) GBR | 5.82 | 5.19 | 6.58 | 6.19 |
| 3 | Millie Westwood (2008) ENG | 6.20 | 6.02 | 6.23 | 5.93 |

Shot Put (4kg) · Women · Senior · Final

07/07/2024, 12:00

| Place | Athlete | Club/School | Bib | Result |
|-------|--------------------------------|----------------|-----|--------------|
| 1 | Rachael Dunn (1979) GBR | North Devon AC | 230 | 10.02 |

Attempts · Shot Put (4kg) · Women · Senior · Final

| Place | Athlete | Attempts | | | |
|-------|--------------------------------|----------|------|--------------|---|
| 1 | Rachael Dunn (1979) GBR | 9.95 | 9.88 | 10.02 | x |

Shot Put · Mixed Youth · U13 · Final

07/07/2024, 13:30

| Place | Athlete | Club/School | Bib | Result |
|-------|--|-----------------|-----|----------------|
| 1 | <input type="checkbox"/> Luke Byrne (2011) GBR | Exeter Harriers | 217 | 7.72 |
| 2 | <input type="checkbox"/> Austin Keir (2012) GBR | Exeter Harriers | 258 | 6.02 PB |
| 3 | <input type="checkbox"/> Arno Thomas Woollam-Dalling (20... | North Devon AC | 397 | 4.43 PB |
| 4 | <input type="checkbox"/> Naiya Remnant (2013) ENG | North Devon AC | 288 | 4.07 PB |

Attempts · Shot Put · Mixed Youth · U13 · Final

| Place | Athlete | Attempts | | | |
|-------|--|-------------|------|-------------|--|
| 1 | <input type="checkbox"/> Luke Byrne (2011) GBR | x | 7.49 | 7.72 | |
| 2 | <input type="checkbox"/> Austin Keir (2012) GBR | 4.41 | 5.00 | 6.02 | |
| 3 | <input type="checkbox"/> Arno Thomas Woollam-Dalling (20... | x | 3.80 | 4.43 | |
| 4 | <input type="checkbox"/> Naiya Remnant (2013) ENG | 4.07 | 3.68 | 3.82 | |

Shot Put · Mixed Youth · U15 · Final

07/07/2024, 13:30

| Place | Athlete | Club/School | Bib | Result |
|-------|--|-----------------|-----|----------------|
| 1 | <input type="checkbox"/> Lyra Mae Woollam-Dalling (2009)... | North Devon AC | 398 | 8.43 PB |
| 2 | <input type="checkbox"/> Toby Cole (2010) GBR | Somer AC Youth | 221 | 6.27 |
| 3 | <input type="checkbox"/> Lucy Duncan (2011) GBR | North Devon AC | 229 | 5.98 |
| | <input type="checkbox"/> Milo Learmouth (2010) GBR | Exeter Harriers | 263 | DNS |

Attempts · Shot Put · Mixed Youth · U15 · Final

| Place | Athlete | Attempts | | | |
|-------|--|----------|-------------|-------------|-------------|
| 1 | <input type="checkbox"/> Lyra Mae Woollam-Dalling (2009)... | 8.19 | 8.43 | 8.18 | 8.23 |
| 2 | <input type="checkbox"/> Toby Cole (2010) GBR | 6.22 | x | 5.46 | 6.27 |
| 3 | <input type="checkbox"/> Lucy Duncan (2011) GBR | 5.91 | 5.79 | 5.98 | 5.77 |
| | <input type="checkbox"/> Milo Learmouth (2010) GBR | | | | |

Shot Put · Mixed Youth · U17 · Final

07/07/2024, 12:00

| Place | Athlete | Club/School | Bib | Result |
|-------|--|---------------------|-----|-----------------|
| 1 | <input type="checkbox"/> Ruby Corbin (2008) GBR | North Devon AC | 223 | 12.59 |
| 2 | <input type="checkbox"/> Jorel Aillaud (2008) GBR | North Devon AC | 203 | 10.48 PB |
| 3 | <input type="checkbox"/> Melissa Bonnett (2008) GBR | South Devon AC | 214 | 6.58 PB |
| 4 | <input type="checkbox"/> Millie Westwood (2008) ENG | City of Plymouth AC | 180 | 6.23 |

Attempts · Shot Put · Mixed Youth · U17 · Final

| Place | Athlete | Attempts | | | |
|-------|--|--------------|-------|-------------|-------|
| 1 | <input type="checkbox"/> Ruby Corbin (2008) GBR | 12.59 | 12.45 | 12.16 | 11.76 |
| 2 | <input type="checkbox"/> Jorel Aillaud (2008) GBR | 10.48 | 9.42 | 9.92 | 10.12 |
| 3 | <input type="checkbox"/> Melissa Bonnett (2008) GBR | 5.82 | 5.19 | 6.58 | 6.19 |
| 4 | <input type="checkbox"/> Millie Westwood (2008) ENG | 6.20 | 6.02 | 6.23 | 5.93 |

Shot Put · Mixed · U20 · Final

07/07/2024, 12:00

| Place | Athlete | Club/School | Bib | Result |
|-------|---|----------------|-----|----------------|
| 1 | <input type="checkbox"/> Grace Parkin (2007) GBR | North Devon AC | 279 | 7.72 PB |

Attempts · Shot Put · Mixed · U20 · Final

| Place | Athlete | Attempts | | | |
|-------|---|----------|-------------|------|---|
| 1 | <input type="checkbox"/> Grace Parkin (2007) GBR | 7.69 | 7.72 | 6.70 | x |

Shot Put · Mixed · Senior · Final

07/07/2024, 12:00

| Place | Athlete | Club/School | Bib | Result |
|-------|--|---------------------|-----|--------------|
| 1 | <input type="checkbox"/> Rachael Dunn (1979) GBR | North Devon AC | 230 | 10.02 |
| | <input type="checkbox"/> Jerry Kevern (1969) GBR | City of Plymouth AC | 260 | DNS |

Attempts · Shot Put · Mixed · Senior · Final

| Place | Athlete | Attempts | | | |
|-------|--|----------|------|--------------|---|
| 1 | <input type="checkbox"/> Rachael Dunn (1979) GBR | 9.95 | 9.88 | 10.02 | x |
| | <input type="checkbox"/> Jerry Kevern (1969) GBR | | | | |

Discus Throw (1.5kg) · Boys · U17 · Final

07/07/2024, 11:00

| Place | Athlete | Club/School | Bib | Result |
|-------|---------------------------------|----------------|-----|-----------------|
| 1 | Jorel Aillaud (2008) GBR | North Devon AC | 203 | 40.05 PB |

Attempts · Discus Throw (1.5kg) · Boys · U17 · Final

| Place | Athlete | Attempts | | | |
|-------|---------------------------------|----------|-------|---|--------------|
| 1 | Jorel Aillaud (2008) GBR | 36.71 | 36.52 | x | 40.05 |

Discus Throw (2kg) · Men · Senior · Final

07/07/2024, 11:00

| Place | Athlete | Club/School | Bib | Result |
|-------|-------------------------------|-----------------|-----|-----------------|
| 1 | Colin Petty (1949) GBR | North Devon AC | 284 | 21.73 SB |
| 2 | Paul Hindle (1981) GBR | Newton Abbot AC | 251 | 17.93 PB |

Attempts · Discus Throw (2kg) · Men · Senior · Final

| Place | Athlete | Attempts | | | |
|-------|-------------------------------|----------|---|--------------|-------|
| 1 | Colin Petty (1949) GBR | 20.74 | x | 21.73 | 20.11 |
| 2 | Paul Hindle (1981) GBR | 16.55 | x | 17.93 | x |

Discus Throw (1kg) · Girls · U17 · Final

07/07/2024, 11:00

| Place | Athlete | Club/School | Bib | Result |
|-------|-----------------------------------|----------------|-----|--------------|
| 1 | Melissa Bonnett (2008) GBR | South Devon AC | 214 | 12.75 |

Attempts · Discus Throw (1kg) · Girls · U17 · Final

| Place | Athlete | Attempts | | | |
|-------|-----------------------------------|----------|---|--------------|-------|
| 1 | Melissa Bonnett (2008) GBR | 11.01 | x | 12.75 | 12.17 |

Discus Throw (1kg) · Women · Senior · Final

07/07/2024, 11:00

| Place | Athlete | Club/School | Bib | Result |
|-------|-------------------------------|----------------|-----|-----------------|
| 1 | Emma Sharpe (2001) GBR | North Devon AC | 172 | 27.92 PB |

Attempts · Discus Throw (1kg) · Women · Senior · Final

| Place | Athlete | Attempts | | | |
|-------|-------------------------------|----------|---|--------------|---|
| 1 | Emma Sharpe (2001) GBR | x | x | 27.92 | x |

Discus Throw · Mixed Youth · U13 · Final

07/07/2024, 11:00

| Place | Athlete | Club/School | Bib | Result |
|-------|---|-----------------|-----|-----------------|
| 1 | <input type="checkbox"/> Luke Byrne (2011) GBR | Exeter Harriers | 217 | 27.30 PB |
| 2 | <input type="checkbox"/> Arthur Alfred Stevens (2012) GBR | Bideford AAC | 296 | 8.05 PB |

Attempts · Discus Throw · Mixed Youth · U13 · Final

| Place | Athlete | Attempts | | | |
|-------|---|--------------|-------------|-------|--|
| 1 | <input type="checkbox"/> Luke Byrne (2011) GBR | 27.30 | 25.17 | 24.53 | |
| 2 | <input type="checkbox"/> Arthur Alfred Stevens (2012) GBR | x | 8.05 | x | |

Discus Throw · Mixed Youth · U15 · Final

07/07/2024, 11:00

| Place | Athlete | Club/School | Bib | Result |
|-------|---|-----------------|-----|-----------------|
| 1 | <input type="checkbox"/> Nate Stuart (2009) GBR | Taunton AC | 298 | 36.94 PB |
| 2 | <input type="checkbox"/> Toby Cole (2010) GBR | Somer AC Youth | 221 | 13.65 PB |
| | <input type="checkbox"/> Milo Learnmouth (2010) GBR | Exeter Harriers | 263 | DNS |

Attempts · Discus Throw · Mixed Youth · U15 · Final

| Place | Athlete | Attempts | | | |
|-------|---|----------|-------|--------------|--------------|
| 1 | <input type="checkbox"/> Nate Stuart (2009) GBR | 30.85 | 28.13 | x | 36.94 |
| 2 | <input type="checkbox"/> Toby Cole (2010) GBR | 12.00 | 12.21 | 13.65 | x |
| | <input type="checkbox"/> Milo Learnmouth (2010) GBR | | | | |

Discus Throw · Mixed Youth · U17 · Final

07/07/2024, 11:00

| Place | Athlete | Club/School | Bib | Result |
|-------|---|----------------|-----|-----------------|
| 1 | <input type="checkbox"/> Jorel Aillaud (2008) GBR | North Devon AC | 203 | 40.05 PB |
| 2 | <input type="checkbox"/> Melissa Bonnett (2008) GBR | South Devon AC | 214 | 12.75 |

Attempts · Discus Throw · Mixed Youth · U17 · Final

| Place | Athlete | Attempts | | | |
|-------|---|----------|-------|--------------|--------------|
| 1 | <input type="checkbox"/> Jorel Aillaud (2008) GBR | 36.71 | 36.52 | x | 40.05 |
| 2 | <input type="checkbox"/> Melissa Bonnett (2008) GBR | 11.01 | x | 12.75 | 12.17 |

Discus Throw · Mixed · U20 · Final

07/07/2024, 11:00

| Place | Athlete | Club/School | Bib | Result |
|-------|--|----------------|-----|--------------|
| 1 | <input type="checkbox"/> Grace Parkin (2007) GBR | North Devon AC | 279 | 27.68 |

Attempts · Discus Throw · Mixed · U20 · Final

| Place | Athlete | Attempts | | | |
|-------|--|----------|-------|--------------|---|
| 1 | <input type="checkbox"/> Grace Parkin (2007) GBR | 23.30 | 26.66 | 27.68 | x |

Discus Throw · Mixed · Senior · Final

07/07/2024, 11:00

| Place | Athlete | Club/School | Bib | Result |
|-------|---|-----------------|-----|-----------------|
| 1 | <input type="checkbox"/> Emma Sharpe (2001) GBR | North Devon AC | 172 | 27.92 PB |
| 2 | <input type="checkbox"/> Colin Petty (1949) GBR | North Devon AC | 284 | 21.73 SB |
| 3 | <input type="checkbox"/> Paul Hindle (1981) GBR | Newton Abbot AC | 251 | 17.93 PB |

Attempts · Discus Throw · Mixed · Senior · Final

| Place | Athlete | Attempts | | | |
|-------|---|----------|---|--------------|-------|
| 1 | <input type="checkbox"/> Emma Sharpe (2001) GBR | x | x | 27.92 | x |
| 2 | <input type="checkbox"/> Colin Petty (1949) GBR | 20.74 | x | 21.73 | 20.11 |
| 3 | <input type="checkbox"/> Paul Hindle (1981) GBR | 16.55 | x | 17.93 | x |

Hammer Throw · Mixed · Senior · Final

07/07/2024, 13:00

| Place | Athlete | Club/School | Bib | Result |
|-------|--|----------------|-----|-----------------|
| 1 | <input type="checkbox"/> Emma Sharpe (2001) GBR | North Devon AC | 172 | 43.28 PB |
| 2 | <input type="checkbox"/> Rachael Dunn (1979) GBR | North Devon AC | 230 | 36.78 SB |

Attempts · Hammer Throw · Mixed · Senior · Final

| Place | Athlete | Attempts | | | |
|-------|--|----------|--------------|-------|--------------|
| 1 | <input type="checkbox"/> Emma Sharpe (2001) GBR | 39.62 | 43.28 | 42.47 | 40.49 |
| 2 | <input type="checkbox"/> Rachael Dunn (1979) GBR | 34.48 | 36.53 | 33.39 | 36.78 |

Javelin Throw (600g) · Boys · U15 · Final

07/07/2024, 14:15

| Place | Athlete | Club/School | Bib | Result |
|-------|-------------------------------------|----------------|-----|-----------------|
| 1 | Jenson Christopher Green (2011) ENG | North Devon AC | 238 | 16.04 PB |

Attempts · Javelin Throw (600g) · Boys · U15 · Final

| Place | Athlete | Attempts | | | |
|-------|-------------------------------------|----------|---|---|--------------|
| 1 | Jenson Christopher Green (2011) ENG | x | x | x | 16.04 |

Javelin Throw (700g) · Boys · U17 · Final

07/07/2024, 15:00

| Place | Athlete | Club/School | Bib | Result |
|-------|----------------------------------|----------------|-----|-----------------|
| 1 | Joshua Harrison Keefe (2008) GBR | North Devon AC | 256 | 50.93 PB |
| 2 | Jorel Aillaud (2008) GBR | North Devon AC | 203 | 37.93 PB |
| 3 | Max Smith (2007) GBR | Shetland AAC | 293 | 35.38 PB |

Attempts · Javelin Throw (700g) · Boys · U17 · Final

| Place | Athlete | Attempts | | | |
|-------|----------------------------------|----------|--------------|-------|-------|
| 1 | Joshua Harrison Keefe (2008) GBR | 48.81 | 50.93 | 50.73 | 40.41 |
| 2 | Jorel Aillaud (2008) GBR | 36.29 | 37.93 | 34.86 | 37.36 |
| 3 | Max Smith (2007) GBR | 30.71 | 35.38 | 32.79 | 31.09 |

Javelin Throw (500g) · Girls · U15 · Final

07/07/2024, 14:15

| Place | Athlete | Club/School | Bib | Result |
|-------|-----------------------|----------------|-----|-----------------|
| 1 | Iris Bilby (2011) ENG | North Devon AC | 213 | 16.04 PB |

Attempts · Javelin Throw (500g) · Girls · U15 · Final

| Place | Athlete | Attempts | | | |
|-------|-----------------------|----------|--------------|---|---|
| 1 | Iris Bilby (2011) ENG | 15.06 | 16.04 | x | x |

Javelin Throw (500g) · Girls · U17 · Final

07/07/2024, 15:00

| Place | Athlete | Club/School | Bib | Result |
|-------|-----------------------------|---------------------|-----|--------------|
| 1 | Tabitha Olivier (2009) GBR | Yeovil Olympiads AC | 277 | 25.05 |
| 2 | Melissa Bonnett (2008) GBR | South Devon AC | 214 | 12.36 |
| | Evie Rose Palmer (2008) GBR | Tavistock AC | 278 | DNS |

Attempts · Javelin Throw (500g) · Girls · U17 · Final

| Place | Athlete | Attempts | | | |
|-------|---------|----------|--|--|--|
|-------|---------|----------|--|--|--|

| | | | | | |
|---|------------------------------------|-------|-------|--------------|--------------|
| 1 | Tabitha Olivier (2009) GBR | 24.05 | 21.04 | 25.05 | 20.92 |
| 2 | Melissa Bonnett (2008) GBR | 12.12 | 11.26 | 11.52 | 12.36 |
| | Evie Rose Palmer (2008) GBR | | | | |

Javelin Throw · Mixed Youth · U13 · Final

07/07/2024, 14:15

| Place | Athlete | Club/School | Bib | Result |
|-------|--|-----------------|-----|-----------------|
| 1 | <input type="checkbox"/> Luke Byrne (2011) GBR | Exeter Harriers | 217 | 25.61 PB |
| 2 | <input type="checkbox"/> Austin Keir (2012) GBR | Exeter Harriers | 258 | 19.66 PB |
| 3 | <input type="checkbox"/> Winter Oscar Smith (2012) GBR | North Devon AC | 294 | 18.64 PB |
| 4 | <input type="checkbox"/> Kush Bailey (2013) GBR | North Devon AC | 206 | 16.64 PB |
| 5 | <input type="checkbox"/> Arthur Alfred Stevens (2012) GBR | Bideford AAC | 296 | 16.39 PB |
| 6 | <input type="checkbox"/> Barnaby Batchelor (2013) GBR | North Devon AC | 178 | 11.25 PB |
| 7 | <input type="checkbox"/> Joshua Max Jaye (2012) GBR | North Devon AC | 253 | 5.38 PB |

Attempts · Javelin Throw · Mixed Youth · U13 · Final

| Place | Athlete | Attempts | | | |
|-------|--|--------------|--------------|--------------|--|
| 1 | <input type="checkbox"/> Luke Byrne (2011) GBR | x | 15.50 | 25.61 | |
| 2 | <input type="checkbox"/> Austin Keir (2012) GBR | x | x | 19.66 | |
| 3 | <input type="checkbox"/> Winter Oscar Smith (2012) GBR | 18.64 | 16.26 | 16.94 | |
| 4 | <input type="checkbox"/> Kush Bailey (2013) GBR | x | 16.64 | x | |
| 5 | <input type="checkbox"/> Arthur Alfred Stevens (2012) GBR | 16.39 | 13.50 | x | |
| 6 | <input type="checkbox"/> Barnaby Batchelor (2013) GBR | 8.73 | 10.73 | 11.25 | |
| 7 | <input type="checkbox"/> Joshua Max Jaye (2012) GBR | x | x | 5.38 | |

Javelin Throw · Mixed Youth · U15 · Final

07/07/2024, 14:15

| Place | Athlete | Club/School | Bib | Result |
|-------|--|----------------|-----|-----------------|
| 1 | <input type="checkbox"/> Iris Bilby (2011) ENG | North Devon AC | 213 | 16.04 PB |
| 2 | <input type="checkbox"/> Jenson Christopher Green (2011)... | North Devon AC | 238 | 16.04 PB |

Attempts · Javelin Throw · Mixed Youth · U15 · Final

| Place | Athlete | Attempts | | | |
|-------|--|----------|--------------|---|--------------|
| 1 | <input type="checkbox"/> Iris Bilby (2011) ENG | 15.06 | 16.04 | x | x |
| 2 | <input type="checkbox"/> Jenson Christopher Green (2011)... | x | x | x | 16.04 |

Javelin Throw · Mixed Youth · U17 · Final

07/07/2024, 15:00

| Place | Athlete | Club/School | Bib | Result |
|-------|--|---------------------|-----|-----------------|
| 1 | <input type="checkbox"/> Joshua Harrison Keefe (2008) GBR | North Devon AC | 256 | 50.93 PB |
| 2 | <input type="checkbox"/> Jorel Aillaud (2008) GBR | North Devon AC | 203 | 37.93 PB |
| 3 | <input type="checkbox"/> Max Smith (2007) GBR | Shetland AAC | 293 | 35.38 PB |
| 4 | <input type="checkbox"/> Tabitha Olivier (2009) GBR | Yeovil Olympiads AC | 277 | 25.05 |
| 5 | <input type="checkbox"/> Melissa Bonnett (2008) GBR | South Devon AC | 214 | 12.36 |
| | <input type="checkbox"/> Evie Rose Palmer (2008) GBR | Tavistock AC | 278 | DNS |

Attempts · Javelin Throw · Mixed Youth · U17 · Final

| Place | Athlete | Attempts | | | |
|-------|--|----------|--------------|--------------|--------------|
| 1 | <input type="checkbox"/> Joshua Harrison Keefe (2008) GBR | 48.81 | 50.93 | 50.73 | 40.41 |
| 2 | <input type="checkbox"/> Jorel Aillaud (2008) GBR | 36.29 | 37.93 | 34.86 | 37.36 |
| 3 | <input type="checkbox"/> Max Smith (2007) GBR | 30.71 | 35.38 | 32.79 | 31.09 |
| 4 | <input type="checkbox"/> Tabitha Olivier (2009) GBR | 24.05 | 21.04 | 25.05 | 20.92 |
| 5 | <input type="checkbox"/> Melissa Bonnett (2008) GBR | 12.12 | 11.26 | 11.52 | 12.36 |
| | <input type="checkbox"/> Evie Rose Palmer (2008) GBR | | | | |

Javelin Throw · Mixed · U20 · Final

07/07/2024, 15:00

| Place | Athlete | Club/School | Bib | Result |
|-------|---|----------------|-----|--------|
| | <input type="checkbox"/> Grace Parkin (2007) GBR | North Devon AC | 279 | DNS |

Attempts · Javelin Throw · Mixed · U20 · Final

| Place | Athlete | Attempts |
|-------|---|----------|
| | <input type="checkbox"/> Grace Parkin (2007) GBR | |

Javelin Throw · Mixed · Senior · Final

07/07/2024, 15:00

| Place | Athlete | Club/School | Bib | Result |
|-------|---|---------------------|-----|-----------------|
| 1 | <input type="checkbox"/> Joshua Simpson (2006) GBR | North Devon AC | | 45.28 SB |
| | <input type="checkbox"/> Jerry Kevern (1969) GBR | City of Plymouth AC | 260 | DNS |
| | <input type="checkbox"/> Paul Hindle (1981) GBR | Newton/Abbot AC | 251 | DNS |

Attempts · Javelin Throw · Mixed · Senior · Final

| Place | Athlete | Attempts | | | |
|-------|---|--------------|-------|-------|-------|
| 1 | <input type="checkbox"/> Joshua Simpson (2006) GBR | 45.28 | 39.54 | 43.14 | 43.27 |
| | <input type="checkbox"/> Jerry Kevern (1969) GBR | | | | |

Paul Hindle (1981) GBR

Howler Throw · Boys · U11 · Final

07/07/2024, 12:30

| Place | Athlete | Club/School | Bib | Result |
|-------|-----------------------------------|----------------|-----|-----------------|
| 1 | Henry Lawrence Stevens (2014) GBR | Bideford AAC | 297 | 31.78 PB |
| 2 | Harry Frickleton (2014) GBR | | 156 | 28.82 PB |
| 3 | Henry George Maycock (2014) GBR | North Devon AC | 189 | 21.94 PB |
| 4 | Harrison Dorman (2014) GBR | North Devon AC | 226 | 17.43 SB |

Attempts · Howler Throw · Boys · U11 · Final

| Place | Athlete | Attempts | | |
|-------|-----------------------------------|----------|--------------|--------------|
| 1 | Henry Lawrence Stevens (2014) GBR | 26.15 | 25.80 | 31.78 |
| 2 | Harry Frickleton (2014) GBR | 26.18 | 28.82 | 25.84 |
| 3 | Henry George Maycock (2014) GBR | 21.58 | 21.94 | x |
| 4 | Harrison Dorman (2014) GBR | 14.03 | 16.80 | 17.43 |

Howler Throw · Girls · U11 · Final

07/07/2024, 12:30

| Place | Athlete | Club/School | Bib | Result |
|-------|-------------------------------------|----------------------|-----|-----------------|
| 1 | Isabelle Joynes (2014) GBR | Erme Valley Harriers | 255 | 14.26 PB |
| 2 | Bella Thomas (2015) GBR | North Devon AC | 155 | 10.98 PB |
| 3 | Florence Griffiths-Jones (2015) GBR | North Devon AC | 241 | 7.87 SB |
| | Bella Butler (2013) ENG | North Devon AC | 216 | DNS |

Attempts · Howler Throw · Girls · U11 · Final

| Place | Athlete | Attempts | | |
|-------|-------------------------------------|--------------|--------------|-------|
| 1 | Isabelle Joynes (2014) GBR | 14.26 | 13.72 | 12.73 |
| 2 | Bella Thomas (2015) GBR | 10.16 | 10.98 | 9.37 |
| 3 | Florence Griffiths-Jones (2015) GBR | 7.87 | 5.10 | 7.40 |
| | Bella Butler (2013) ENG | | | |

Howler Throw · Mixed Youth · U11 · Final

07/07/2024, 12:30

| Place | Athlete | Club/School | Bib | Result |
|-------|--|----------------------|-----|-----------------|
| 1 | <input type="checkbox"/> Henry Lawrence Stevens (2014) G... | Bideford AAC | 297 | 31.78 PB |
| 2 | <input type="checkbox"/> Harry Frickleton (2014) GBR | | 156 | 28.82 PB |
| 3 | <input type="checkbox"/> Henry George Maycock (2014) GBR | North Devon AC | 189 | 21.94 PB |
| 4 | <input type="checkbox"/> Harrison Dorman (2014) GBR | North Devon AC | 226 | 17.43 SB |
| 5 | <input type="checkbox"/> Isabelle Joynes (2014) GBR | Erme Valley Harriers | 255 | 14.26 PB |
| 6 | <input type="checkbox"/> Bella Thomas (2015) GBR | North Devon AC | 155 | 10.98 PB |
| 7 | <input type="checkbox"/> Florence Griffiths-Jones (2015) GBR | North Devon AC | 241 | 7.87 SB |
| | <input type="checkbox"/> Bella Butler (2013) ENG | North Devon AC | 216 | DNS |

Attempts · Howler Throw · Mixed Youth · U11 · Final

| Place | Athlete | Attempts | | |
|-------|--|--------------|--------------|--------------|
| 1 | <input type="checkbox"/> Henry Lawrence Stevens (2014) G... | 26.15 | 25.80 | 31.78 |
| 2 | <input type="checkbox"/> Harry Frickleton (2014) GBR | 26.18 | 28.82 | 25.84 |
| 3 | <input type="checkbox"/> Henry George Maycock (2014) GBR | 21.58 | 21.94 | x |
| 4 | <input type="checkbox"/> Harrison Dorman (2014) GBR | 14.03 | 16.80 | 17.43 |
| 5 | <input type="checkbox"/> Isabelle Joynes (2014) GBR | 14.26 | 13.72 | 12.73 |
| 6 | <input type="checkbox"/> Bella Thomas (2015) GBR | 10.16 | 10.98 | 9.37 |
| 7 | <input type="checkbox"/> Florence Griffiths-Jones (2015) GBR | 7.87 | 5.10 | 7.40 |
| | <input type="checkbox"/> Bella Butler (2013) ENG | | | |